

Effective Programming Practices for Economists

Reproducible Research

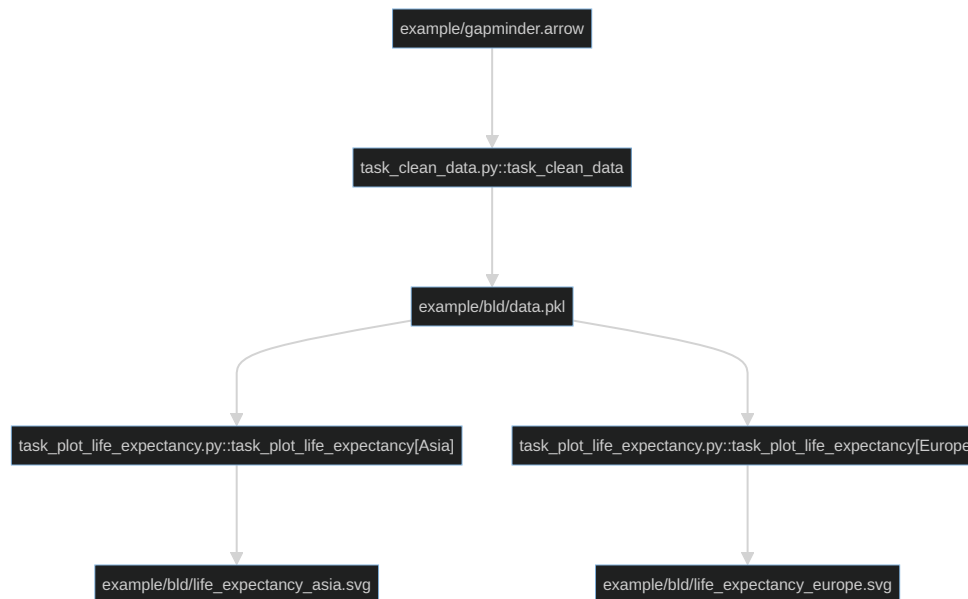
Re-using pytask functions

Janoś Gabler and Hans-Martin von Gaudecker

1 tasks, 2 products



2 tasks, 1 product each



Contents of task_plot_life_expectancy.py

```
BLD = Path(__file__).parent / "bld"

products = {
    "Asia": BLD / "life_expectancy_asia.svg",
    "Europe": BLD / "life_expectancy_europe.svg"
}

def task_plot_life_expectancy(
    data_file=BLD / "data.pkl",
    produces=products,
):
    df = pd.read_pickle(data_file)
    for region, fig_file in produces.items():
        fig = _plot_life_expectancy(df[df["continent"] == region])
        fig.write_image(fig_file)
```

Contents of task_plot_life_expectancy.py

```
from pytask import task

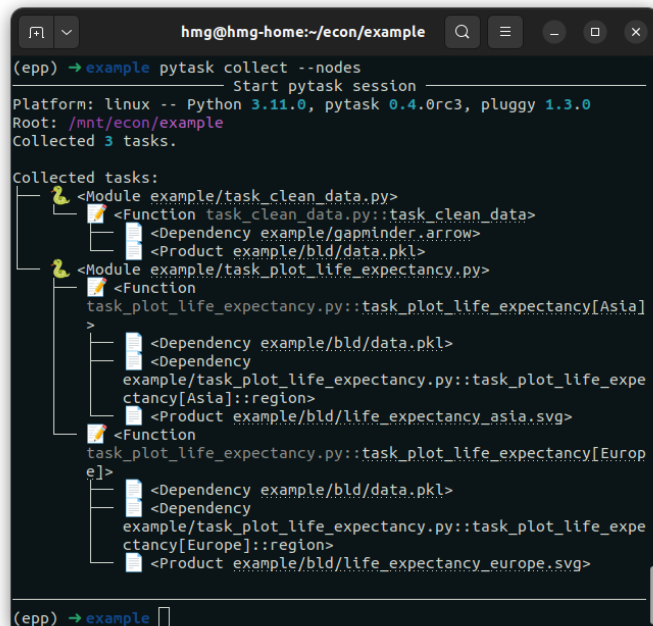
BLD = Path(__file__).parent / "bld"

for region in ("Asia", "Europe"):

    @task(id=region)
    def task_plot_life_expectancy(
        data_file=BLD / "data.pkl",
        produces=BLD / f"life_expectancy_{region.lower()}.svg",
        region=region,
    ):
        df = pd.read_pickle(data_file)
        fig = _plot_life_expectancy(df[df["continent"] == region])
        fig.write_image(produces)
```

Verify Dependency graph (DAG, tree)

- Inspect function signatures to build a dependency graph
- Tasks for each region appear
- Additional dependency: `region` variable (ignore for now)



```
hmg@hmg-home:~/econ/example
(epp) → example pytask collect --nodes
Start pytask session
Platform: linux -- Python 3.11.0, pytask 0.4.0rc3, pluggy 1.3.0
Root: /mnt/econ/example
Collected 3 tasks.

Collected tasks:
├── <Module example/task_clean_data.py>
│   ├── <Function task_clean_data.py::task_clean_data>
│   │   ├── <Dependency example/gapminder.arrow>
│   │   └── <Product example/bld/data.pkl>
├── <Module example/task_plot_life_expectancy.py>
│   ├── <Function
│   │   task_plot_life_expectancy.py::task_plot_life_expectancy[Asia]
│   │   >
│   │   ├── <Dependency example/bld/data.pkl>
│   │   ├── <Dependency
│   │   │   example/task_plot_life_expectancy.py::task_plot_life_expe
│   │   │   ctancy[Asia]::region>
│   │   └── <Product example/bld/life_expectancy_asia.svg>
│   └── <Function
│   │   task_plot_life_expectancy.py::task_plot_life_expectancy[Europ
│   │   e]>
│   │   ├── <Dependency example/bld/data.pkl>
│   │   ├── <Dependency
│   │   │   example/task_plot_life_expectancy.py::task_plot_life_expe
│   │   │   ctancy[Europe]::region>
│   │   └── <Product example/bld/life_expectancy_europe.svg>
└──
```

Run pytask

```
hmg@hmg-home:~/econ/example
(epp) → example pytask
----- Start pytask session -----
Platform: linux -- Python 3.11.0, pytask 0.4.0rc3, pluggy 1.3.0
Root: /mnt/econ/example
Collected 3 tasks.



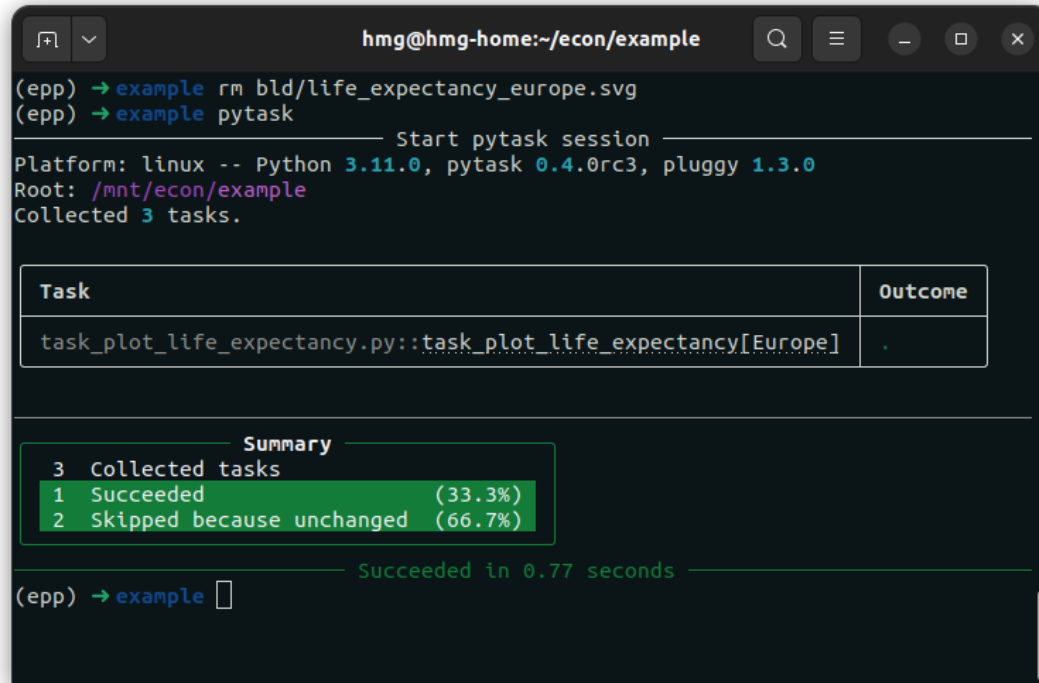
| Task                                                            | Outcome |
|-----------------------------------------------------------------|---------|
| task_clean_data.py::task_clean_data                             | ✓       |
| task_plot_life_expectancy.py::task_plot_life_expectancy[Asia]   | ✓       |
| task_plot_life_expectancy.py::task_plot_life_expectancy[Europe] | ✓       |



----- Summary -----
3 Collected tasks
3 Succeeded (100.0%)

----- Succeeded in 1.02 seconds -----
(epp) → example
```

Delete plot and run again



```
hmg@hmg-home:~/econ/example
(epp) → example rm bld/life_expectancy_europe.svg
(epp) → example pytask
----- Start pytask session -----
Platform: linux -- Python 3.11.0, pytask 0.4.0rc3, pluggy 1.3.0
Root: /mnt/econ/example
Collected 3 tasks.

-----


| Task                                                            | Outcome |
|-----------------------------------------------------------------|---------|
| task_plot_life_expectancy.py::task_plot_life_expectancy[Europe] | .       |


-----
Summary
-----
3 Collected tasks
1 Succeeded (33.3%)
2 Skipped because unchanged (66.7%)
-----
Succeeded in 0.77 seconds
(epp) → example
```

Looping over tasks

- Define your function as usual, but within a loop body
- Set an id based on the running variable(s) via `@task(id=running_var)``
- Set path arguments based on running variable
- Could pass other Python objects, like running variable itself

Looping over tasks or over products?

- Whatever makes your project structure clearer!
- Same style of graphs based on the same dataset: Probably loop over products
- Model specifications: Loop over tasks
- Long running tasks: Loop over tasks
- Looping over tasks yields more granular structure